



REGION 1 PLANNING COUNCIL MPO POLICY COMMITTEE

MPO RESOLUTION 2023-01

- RE:** Adoption of the Safety (PM1), Asset Management (PM2), System Reliability (PM3), Transit Asset Management (TAM) For Tier II Agencies, and Public Transportation Agency Safety Plan (PTASP) Performance Management Targets Set by the Illinois Department of Transportation
- WHEREAS** the Federal Highway Act of 1962, as amended, and the Urban Mass Transportation Act of 1964, as amended, provides for an urban transportation planning process; and
- WHEREAS** the Infrastructure Investment and Jobs Act (IIJA) currently authorizes funding to improve our nation’s transportation system for highways, highway safety, public transit, alternative non-motorized forms of transportation, and freight; and
- WHEREAS** the IIJA and its predecessors, require a long-range Metropolitan Transportation Plan (MTP) as well as Transportation Improvement Program (TIP); and
- WHEREAS** the Region 1 Planning Council is the Metropolitan Planning Organization (MPO) for the Rockford Metropolitan Area, and the MPO Policy Committee has the specific responsibility to direct and administer the continuing urban transportation planning process; and
- WHEREAS** the Statewide and Nonmetropolitan Transportation Planning; Metropolitan Transportation Planning final rule (23 CFR Parts 450, 613, 771)) requires integration of performance measures and performance targets within the MTP and TIP; and
- WHEREAS** the Illinois Department of Transportation (IDOT) has adopted targets for the following performance measures categories:
- 1) Highway Safety Improvement Program (HSIP) (PM1) final rule (23 CFR 490): Two percent (2%) annual reduction criteria and ordinary least squares regression reduction for performance management targets as delineated in Attachment A.
 - 2) Assessing Pavement and Bridge Condition for the National Highway Performance Program (PM2) final rule (23 CFR 490): Two-year and four-year targets as listed in Attachment A.
 - 3) Assessing Performance of the National Highway System, Freight Movement of the Interstate System and Congestion Mitigation and Air Quality Improvement Program (PM3) final rule (23 CFR 490): Two-year and four-year targets as listed in Attachment A; and
- WHEREAS** the Rockford Mass Transit District (RMTD) has adopted targets for the following performance measures categories:
- 1) National Transit Asset Management System Final Rule (49 U.S.C. 625) Transit Asset Management (TAM) Plan: Facility, revenue vehicle, and non-revenue vehicle asset class performance targets as listed in Attachment A
 - 2) Public Transportation Agency Safety Plan (PTASP) (49 C.F.R. Part 673): Annual reduction criteria for the safety performance management targets as listed in Attachment A; and
- WHEREAS** MPOs must establish Performance Management targets by either adopting the State’s and Transit Providers’ targets, or establish its own targets within 180 days of the State and Transit Providers establishing and reporting their performance management targets; and

WHEREAS the MPO Technical Committee has recommended the adoption of the performance management targets set by IDOT and Tier II Transit Agencies to the MPO Policy Committee; and


NOW, THEREFORE, BE IT RESOLVED THAT:

the MPO Policy Committee has agreed to support the Illinois Department of Transportation's (IDOT) performance management targets for Safety (PM1), Asset Management (PM2), System Reliability (PM3), Transit Asset Management (TAM) for Tier II Agencies, and Public Transportation Agency Safety Plan (PTASP) performance management targets set by the Illinois Department of Transportation and Tier II Transit Agencies; and


BE IT FURTHER RESOLVED:

that the MPO Policy Committee directs the MPO, through the comprehensive, cooperative and continuing (3C) transportation planning process, to plan for and program projects that contribute to the accomplishment of said targets.

Dated the 27th day of January 2022.




Joseph V. Chiarelli, MPO Chair
Winnebago County Chairman
Winnebago County




Rodney Riley
Boone County Board Chairman
Boone County


Clinton Morris
Mayor
City of Belvidere



Steve Johnson
Mayor
Village of Machesney Park




Tom McNamara
Mayor
City of Rockford



Greg Jury
Mayor
City of Loves Park



Pastor Herbert Johnson
Board Chair
Rockford Mass Transit District



Masood Ahmad
Deputy Director
Illinois Department of Transportation, Region 2

Attachment A

Safety (PM1)

The Illinois Department of Transportation (IDOT) has established targets for five safety performance measures based on five year rolling averages for:

- (1) Number of Fatalities
- (2) Rate of Fatalities per 100 million Vehicle Miles Traveled (VMT)
- (3) Number of Serious Injuries
- (4) Rate of Serious Injuries per 100 million VMT
- (5) Number of Non-Motorized Fatalities and Non-Motorized Serious Injuries

IDOT PM1 Target:

Two percent (2%) annual reduction criteria for the number of fatalities, rate of fatalities per 100 million vehicle miles traveled (VMT), and number of non-motorized fatalities and non-motorized serious injuries. Ordinary least squares regression reduction for the number of serious injuries and rate of serious injuries per 100 million VMT.

Pavement and Bridge Condition (PM2)

The Illinois Department of Transportation (IDOT) has established two-year and four-year targets for Pavement and Bridge Condition for the National Highway Performance Program:

- (1) Percent of Interstate Pavement in Good condition
- (2) Percent of Interstate Pavements in Poor condition
- (3) Percent of non-Interstate NHS pavements in Good condition
- (4) Percent of non-interstate NHS pavements in Poor condition
- (5) Percent of NHS bridges classified as in Good condition
- (6) Percent of NHS bridge classified as in Poor condition

IDOT PM2 Targets:

Metric	Baseline (2022)	2024	2026
Percent of Interstate Pavement in Good Condition	65.8%	65.0%	66.0%
Percent of Interstate Pavement in Poor Condition	0.4%	1.0%	0.7%
Percent of Non-Interstate NHS Pavement in Good Condition	29.5%	29.0%	30.0%
Percent of Non-Interstate NHS Pavement in Poor Condition	8.0%	8.9%	8.5%
Percent of NHS Bridges classified as in Good Condition	22.8%	18.5%	15.8%
Percent of NHS Bridges classified as in Poor Condition	12.4%	12.4%	12.0%

System Reliability (PM3)

The Illinois Department of Transportation (IDOT) has established two-year and four-year targets for the National Performance Management Measures: Assessing Performance of the National Highway System, Freight Movement of the Interstate System and Congestion Mitigation and Air Quality Improvement Program:

- (1) Percent of person-miles traveled on the Interstate that are reliable
- (2) Percent of person-miles traveled on the non-Interstate NHS that are reliable
- (3) Truck Travel Time Reliability Index

IDOT PM3 Targets:

Metric	Baseline (2022)	2024	2026
Percent of person-miles traveled on Interstates that are reliable	85.3%	80.0%	79.0%
Percent of person-miles traveled on non-Interstate NHS that are reliable	94.2%	91.0%	90.0%
Truck Travel Time Reliability	1.28	1.37	1.37

Transit Asset Management (TAM)

The Illinois Department of Transportation’s Group TAM Plan has established two facility asset class performance targets based on the percentage of facilities rating below a condition 3 on the Federal Transit Administration’s (FTA) Transit Economic Requirements (TERM) scale: (a) Administration/Maintenance Facilities and (b) Passenger/Parking Facilities.

The Illinois Department of Transportation’s Group TAM Plan has established seven revenue vehicle (rolling stock) and two non-revenue vehicle (equipment) asset class performance targets based on the percentage of vehicles that meet or exceed their Useful Life Benchmark (ULB) for rolling stock/revenue vehicles (articulated buses, automobiles, buses, ferryboats, cutaways, minivans, and vans) and equipment/non-revenue vehicles (automobiles and other rubber tire vehicles).

IDOT Statewide Tier II Transit Agencies Targets:

Facilities			
Type	Below 3.0 Rating	Total Facilities	Pct. Below 3.0 Rating
Admin/Maintenance	6	62	10%
Passenger/Parking	2	28	7%
Total	8	90	9%
Revenue Vehicles			
	At/Beyone ULB	Total Vehicles	Percent At/Beyond ULB
Articulated Bus	4	18	22%
Automobile	4	5	80%
Bus	170	530	32%
Ferryboat	3	3	100%
Cutaway	338	971	35%
Minivan	174	235	74%
Van	34	48	71%
Total	727	1,810	59%
Non-Revenue Vehicles (Equipment)			
	At/Beyone ULB	Total Vehicles	Percent At/Beyond ULB
Automobile	12	45	27%
Other Rubber Tire Vehicles	36	141	26%
Total	48	185	26%

Public Transportation Agency Safety Plan (PTASP)

The public transportation providers for Rockford Urbanized Area, Rockford Mass Transit District (RMTD) and Stateline Mass Transit District (SMTD), have established safety performance measure targets in the following categories:

- (1) Fatalities: Total number of fatalities reported to NTD and rate per total vehicle revenue miles (VRM) by mode.
- (2) Injuries: Total number of injuries reported to NTD and rate per total VRM by mode.
- (3) Safety Events: Total number of safety events reported to NTD and rate per total VRM by mode.
- (4) System Reliability: Mean distance between major mechanical failures by mode.

Rockford Mass Transit District Targets:

Based on the safety performance measures established under the National Public Transportation Safety Plan

Mode of Service	Fatalities (Total)	Fatalities (per 100k VRM)	Injuries (Total)	Injuries (per 100k VRM)	Special Events (Total)	Special Events (per 100k VRM)	System Reliability (Failures/VRM)
Fixed Route	0	0	8	0.66	0	0	3,000 miles
Paratransit/Demand-Response	0	0	7	0.61	0	0	20,000 miles